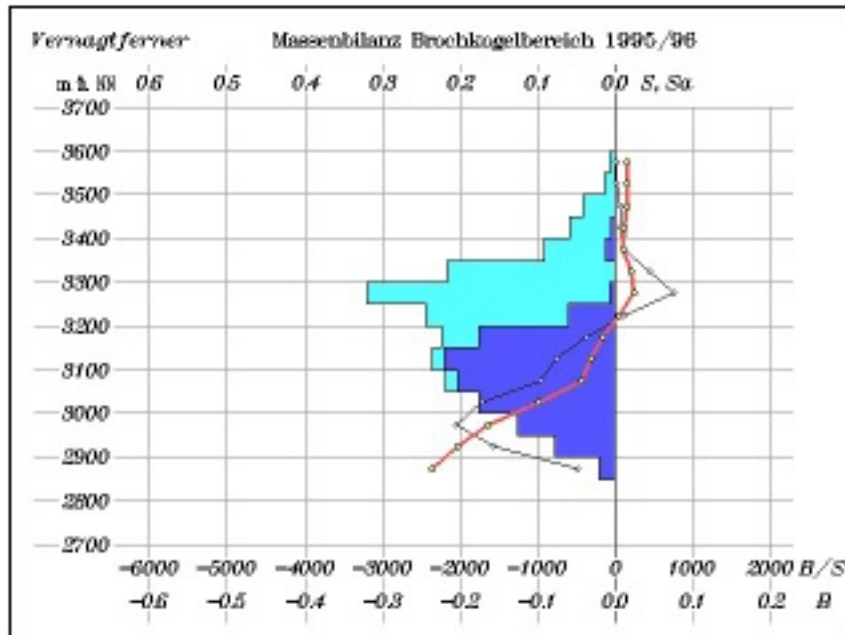




**Vernagtferner**  
Brochkogelbereich

**MASSENILANZ 1995/1996**

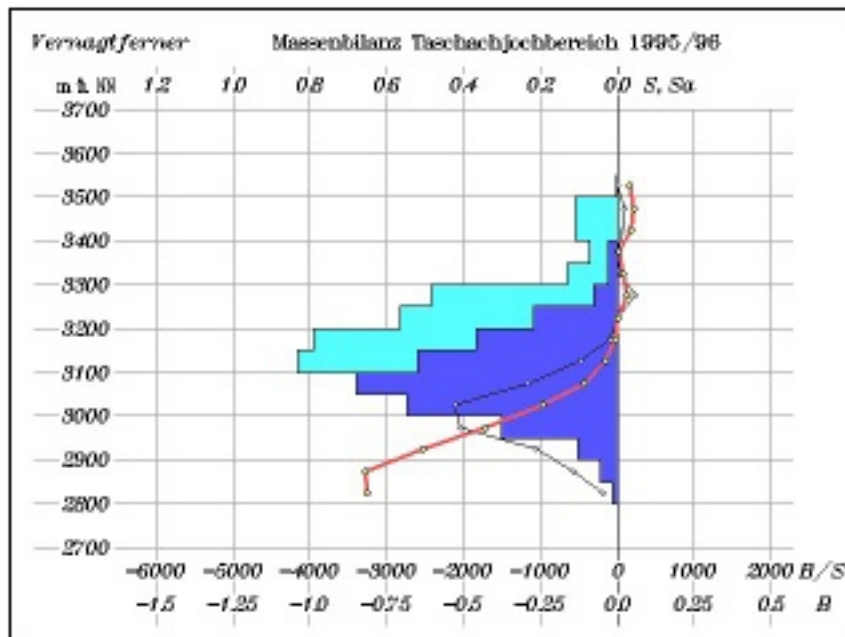
Höhenstufe m NN	B <sub>A</sub> [10 <sup>3</sup> m <sup>3</sup> ]	S <sub>A</sub> [10 <sup>3</sup> m <sup>2</sup> ]	B <sub>A</sub> /S <sub>A</sub> [mm]	B <sub>C</sub> [10 <sup>3</sup> m <sup>3</sup> ]	S <sub>C</sub> [10 <sup>3</sup> m <sup>2</sup> ]	B <sub>C</sub> /S <sub>C</sub> [mm]	B [10 <sup>3</sup> m <sup>3</sup> ]	S [10 <sup>3</sup> m <sup>2</sup> ]	B/S [mm]
3600<									
3550 - 3600	0	0	0	1	8	154	1	8	154
3500 - 3550	0	0	0	2	14	147	2	14	147
3450 - 3500	0	0	0	6	41	151	6	41	151
3400 - 3450	-1	6	-207	8	53	150	7	59	114
3350 - 3400	-2	12	-198	12	80	151	10	92	105
3300 - 3350	0	0	0	44	217	201	44	217	201
3250 - 3300	-2	8	-250	76	312	245	75	320	233
3200 - 3250	-15	61	-250	27	182	150	12	244	50
3150 - 3200	-44	175	-250	7	49	149	-37	224	-163
3100 - 3150	-78	220	-355	2	16	152	-76	236	-321
3050 - 3100	-99	204	-482	2	14	152	-96	218	-442
3000 - 3050	-172	175	-978	0	0	0	-172	175	-978
2950 - 3000	-205	126	-1637	0	0	0	-205	126	-1637
2900 - 2950	-156	77	-2035	0	0	0	-156	77	-2035
2850 - 2900	-49	21	-2359	0	0	0	-49	21	-2359
2800 - 2850									
2750 - 2800									
<2750									
<b>S, M</b>	<b>-824</b>	<b>1084</b>	<b>-760</b>	<b>189</b>	<b>985</b>	<b>191</b>	<b>-635</b>	<b>2070</b>	<b>-307</b>





## Vernagtferner Taschachjochbereich MASSENBILANZ 1995/1996

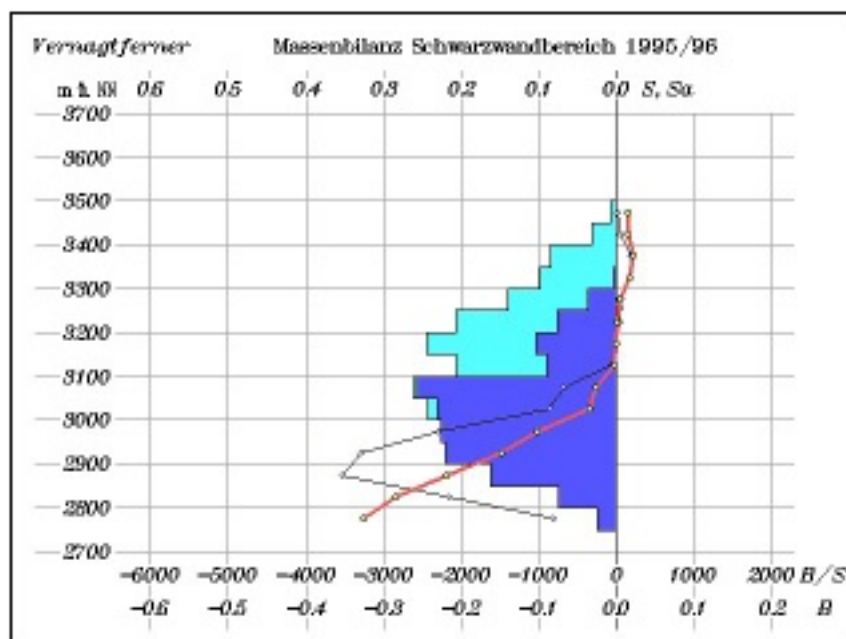
Höhenstufe m NN	B <sub>A</sub> [10 <sup>3</sup> m <sup>3</sup> ]	S <sub>A</sub> [10 <sup>3</sup> m <sup>2</sup> ]	B <sub>A</sub> /S <sub>A</sub> [mm]	B <sub>C</sub> [10 <sup>3</sup> m <sup>3</sup> ]	S <sub>C</sub> [10 <sup>3</sup> m <sup>2</sup> ]	B <sub>C</sub> /S <sub>C</sub> [mm]	B [10 <sup>3</sup> m <sup>3</sup> ]	S [10 <sup>3</sup> m <sup>2</sup> ]	B/S [mm]
<b>3600&lt;</b>									
<b>3550 - 3600</b>									
<b>3500 - 3550</b>	0	0	0	1	3	156	1	3	<b>156</b>
<b>3450 - 3500</b>	0	0	0	24	111	218	24	111	<b>218</b>
<b>3400 - 3450</b>	0	0	0	19	108	178	19	108	<b>178</b>
<b>3350 - 3400</b>	-6	23	-249	7	48	151	1	71	<b>20</b>
<b>3300 - 3350</b>	-6	23	-249	16	109	150	11	132	<b>82</b>
<b>3250 - 3300</b>	-15	62	-243	75	423	178	60	484	<b>124</b>
<b>3200 - 3250</b>	-49	218	-225	52	345	150	3	564	<b>5</b>
<b>3150 - 3200</b>	-95	367	-258	70	424	165	-25	791	<b>-31</b>
<b>3100 - 3150</b>	-167	521	-319	47	311	150	-120	832	<b>-144</b>
<b>3050 - 3100</b>	-288	681	-422	0	0	0	-288	681	<b>-422</b>
<b>3000 - 3050</b>	-529	549	-964	0	0	0	-529	549	<b>-964</b>
<b>2950 - 3000</b>	-512	301	-1705	0	0	0	-512	301	<b>-1705</b>
<b>2900 - 2950</b>	-263	104	-2526	0	0	0	-263	104	<b>-2526</b>
<b>2850 - 2900</b>	-140	43	-3269	0	0	0	-140	43	<b>-3269</b>
<b>2800 - 2850</b>	-44	14	-3250	0	0	0	-44	14	<b>-3250</b>
<b>2750 - 2800</b>									
<b>&lt;2750</b>									
<b>S, M</b>	<b>2112</b>	<b>2905</b>	<b>-727</b>	<b>311</b>	<b>1882</b>	<b>165</b>	<b>-1802</b>	<b>4787</b>	<b>-376</b>





## Vernagtferner Schwarzwandbereich MASSENBILANZ 1995/1996

Höhenstufe m NN	B <sub>A</sub> [10 <sup>3</sup> m <sup>3</sup> ]	S <sub>A</sub> [10 <sup>3</sup> m <sup>2</sup> ]	B <sub>A</sub> /S <sub>A</sub> [mm]	B <sub>C</sub> [10 <sup>3</sup> m <sup>3</sup> ]	S <sub>C</sub> [10 <sup>3</sup> m <sup>2</sup> ]	B <sub>C</sub> /S <sub>C</sub> [mm]	B [10 <sup>3</sup> m <sup>3</sup> ]	S [10 <sup>3</sup> m <sup>2</sup> ]	B/S [mm]
3600<									
3550 - 3600									
3500 - 3550									
3450 - 3500	0	0	0	1	7	154	1	7	154
3400 - 3450	0	0	0	5	32	151	5	32	151
3350 - 3400	0	0	0	18	84	216	18	84	216
3300 - 3350	-1	4	-238	18	95	185	17	99	167
3250 - 3300	-9	36	-249	16	105	150	7	140	49
3200 - 3250	-19	76	-249	23	131	177	4	207	20
3150 - 3200	-26	103	-247	24	142	171	-1	245	-5
3100 - 3150	-28	89	-311	22	117	188	-6	206	-27
3050 - 3100	-69	257	-269	1	5	154	-68	262	-261
3000 - 3050	-88	231	-381	2	12	146	-86	243	-355
2950 - 3000	-229	225	-1016	0	0	0	-229	225	-1016
2900 - 2950	-328	220	-1489	0	0	0	-328	220	-1489
2850 - 2900	-352	162	-2180	0	0	0	-352	162	-2180
2800 - 2850	-215	75	-2846	0	0	0	-215	75	-2846
2750 - 2800	-82	25	-3249	0	0	0	-82	25	-3249
<2750									
<b>S, M</b>	<b>1444</b>	<b>1503</b>	<b>-961</b>	<b>129</b>	<b>729</b>	<b>177</b>	<b>-1315</b>	<b>2231</b>	<b>-589</b>

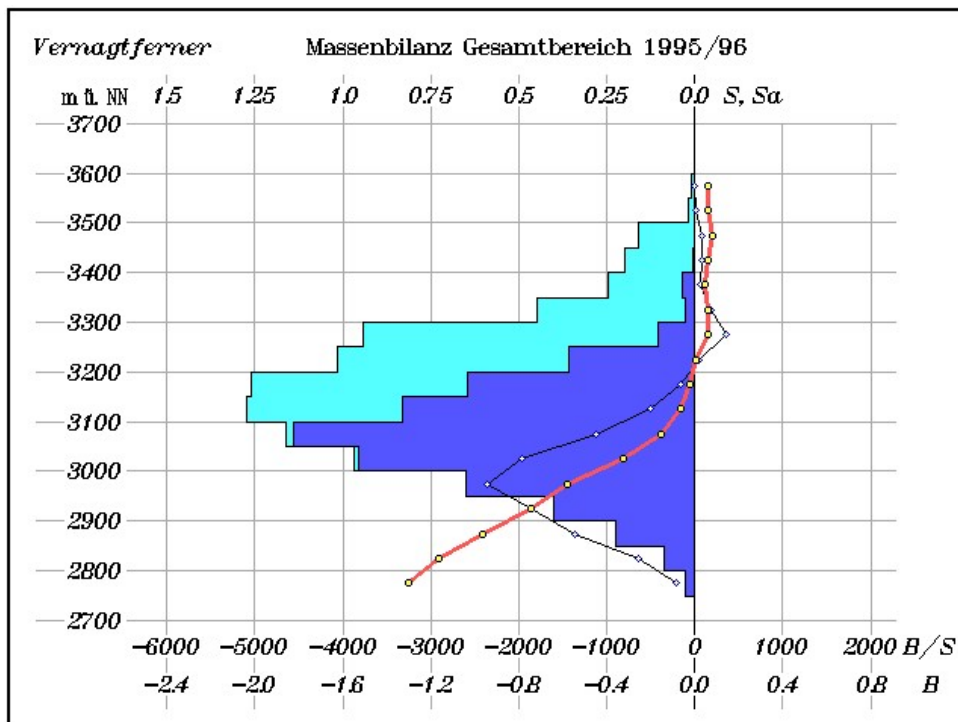


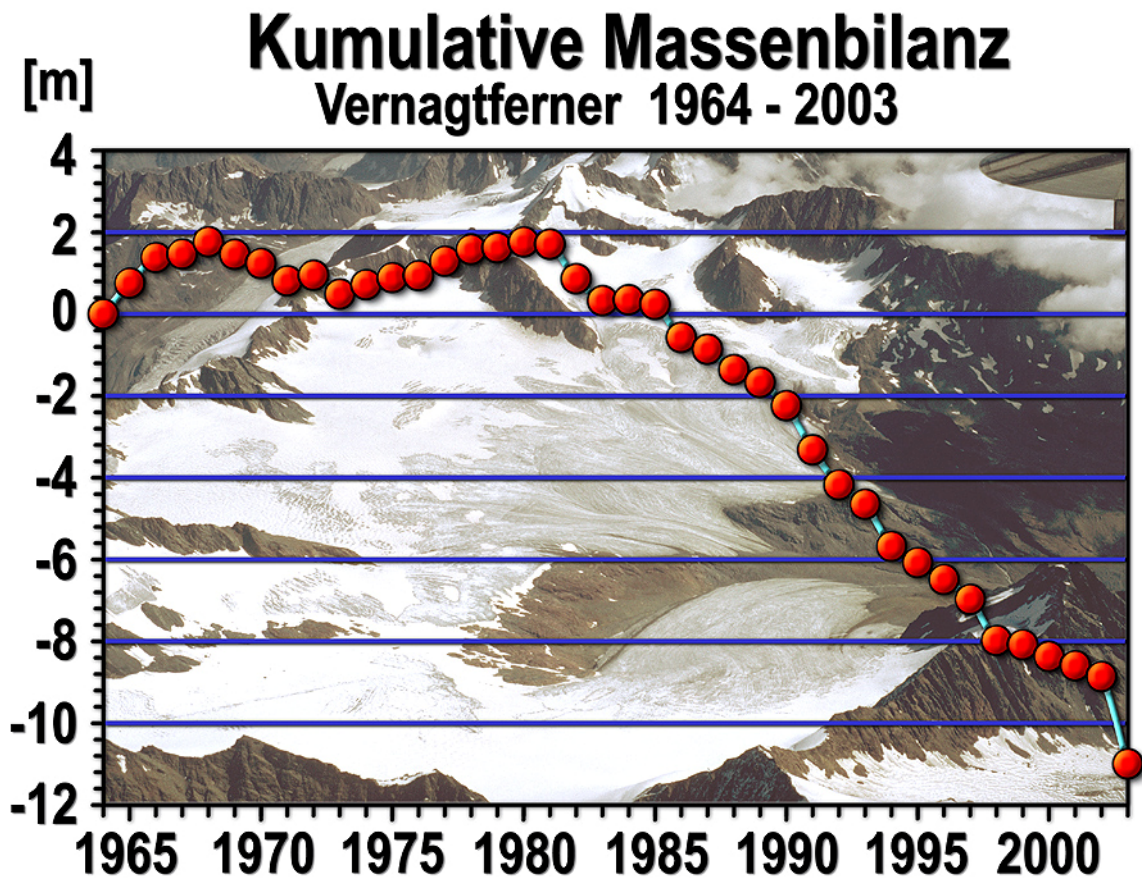


**Vernagtferner**  
Gesamtbereich

**MASSENBILANZ 1995/1996**

Höhenstufe m NN	B <sub>A</sub> [10 <sup>3</sup> m <sup>3</sup> ]	S <sub>A</sub> [10 <sup>3</sup> m <sup>2</sup> ]	B <sub>A</sub> /S <sub>A</sub> [mm]	B <sub>C</sub> [10 <sup>3</sup> m <sup>3</sup> ]	S <sub>C</sub> [10 <sup>3</sup> m <sup>2</sup> ]	B <sub>C</sub> /S <sub>C</sub> [mm]	B [10 <sup>3</sup> m <sup>3</sup> ]	S [10 <sup>3</sup> m <sup>2</sup> ]	B/S [mm]
3600<									
3550 - 3600	0	0	0	1	8	154	1	8	154
3500 - 3550	0	0	0	3	18	149	3	18	149
3450 - 3500	0	0	0	31	158	198	31	158	198
3400 - 3450	-1	6	-207	32	192	166	31	198	155
3350 - 3400	-8	35	-232	37	212	177	29	247	118
3300 - 3350	-7	27	-247	78	421	184	71	448	159
3250 - 3300	-26	105	-245	167	839	199	141	944	150
3200 - 3250	-84	356	-235	102	659	155	19	1014	19
3150 - 3200	-164	645	-254	101	615	165	-62	1260	-50
3100 - 3150	-272	830	-328	71	444	160	-201	1274	-158
3050 - 3100	-455	1142	-399	3	19	153	-452	1161	-390
3000 - 3050	-789	955	-826	2	12	191	-787	967	-813
2950 - 3000	-946	651	-1454	0	0	0	-946	651	-1454
2900 - 2950	-746	401	-1862	0	0	0	-746	401	-1862
2850 - 2900	-542	225	-2403	0	0	0	-542	225	-2403
2800 - 2850	-259	89	-2908	0	0	0	-259	89	-2908
2750 - 2800	-82	25	-3249	0	0	0	-82	25	-3249
<2750									
<b>S, M</b>	<b>4380</b>	<b>5492</b>	<b>-798</b>	<b>629</b>	<b>3596</b>	<b>175</b>	<b>-3752</b>	<b>9088</b>	<b>-413</b>





**Kenngroßen Massenbilanz Vernagtferner 1995/1996:**

b: -413 [mm]  
 AAR: 40 [%]  
 ELA: 3225 [m NN]

**Herausgeber**

Kommission für Glaziologie der Bayerischen Akademie der Wissenschaften

Alfons-Goppel-Str. 11  
 80539 München

☎ 089 23031 1195

www.Glaziologie.de